



Location: CMA1b - Oil Street Site Office

Report on 24-hour TSP monitoring

Action Level ($\mu\text{g}/\text{m}^3$) - 176.7

Limit Level ($\mu\text{g}/\text{m}^3$) - 260

Date	Sampling Time	Weather Condition	Filter paper no.	Filter Weight, g		Elapse Time, hr		Sampling Time, hr	Flow Rate, m^3/min			Total Volume, m^3	TSP Level, $\mu\text{g}/\text{m}^3$
				Initial	Final	Initial	Final		Initial, Q_{si}	Final, Q_{sf}	Average		
30-Jun-14	11:23	Rainy	009099	2.8131	2.9004	4788.86	4812.86	24.00	1.38	1.38	1.38	1987	44
4-Jul-14	8:00	Fine	009126	2.8668	2.9631	4812.86	4836.86	24.00	1.38	1.38	1.38	1981	49
10-Jul-14	8:00	Rainy	009135	2.8548	2.9473	4839.87	4863.87	24.00	1.38	1.38	1.38	1984	47
16-Jul-14	8:00	Rainy	009112	2.8215	2.9487	4866.88	4890.88	24.00	1.41	1.41	1.41	2028	63
22-Jul-14	8:00	Rainy	009242	2.8569	3.1129	4893.88	4917.88	24.00	1.35	1.35	1.35	1940	132

Remarks: Due to interruption of electricity, the 24hr TSP was rescheduled from 28 June 2014 to 30 June 2014.

Report on 1-hour TSP monitoring

Action Level ($\mu\text{g}/\text{m}^3$) - 320.1

Limit Level ($\mu\text{g}/\text{m}^3$) - 500

Date	Sampling Time	Weather Condition	Filter paper no.	Filter Weight, g		Elapse Time, hr		Sampling Time, hr	Flow Rate, m^3/min			Total Volume, m^3	TSP Level, $\mu\text{g}/\text{m}^3$
				Initial	Final	Initial	Final		Initial, Q_{si}	Final, Q_{sf}	Average		
30-Jun-14	8:00	Rainy	008996	2.8250	2.8312	4785.86	4786.86	1.00	1.32	1.32	1.32	79	78
30-Jun-14	9:07	Rainy	008916	2.8426	2.8441	4786.86	4787.86	1.00	1.32	1.32	1.32	79	19
30-Jun-14	10:15	Rainy	009097	2.8132	2.8174	4787.86	4788.86	1.00	1.32	1.32	1.32	79	53
5-Jul-14	8:09	Rainy	009130	2.8581	2.8657	4836.86	4837.86	1.00	1.38	1.38	1.38	83	92
5-Jul-14	9:17	Rainy	009132	2.8466	2.8559	4837.86	4838.86	1.00	1.38	1.38	1.38	83	113
5-Jul-14	10:26	Rainy	009134	2.8555	2.8625	4838.86	4839.86	1.00	1.38	1.38	1.38	83	85
11-Jul-14	10:30	Rainy	009141	2.8611	2.8711	4863.87	4864.87	1.00	1.38	1.38	1.38	83	121
11-Jul-14	13:00	Rainy	009108	2.8116	2.8171	4864.87	4865.87	1.00	1.38	1.38	1.38	83	66
11-Jul-14	14:10	Rainy	009110	2.8192	2.8243	4865.87	4866.87	1.00	1.38	1.38	1.38	83	62
17-Jul-14	9:05	Rainy	009268	2.8320	2.8535	4890.88	4891.88	1.00	1.41	1.41	1.41	84	254
17-Jul-14	10:16	Rainy	009270	2.8301	2.8528	4891.88	4892.88	1.00	1.41	1.41	1.41	84	269
17-Jul-14	13:00	Rainy	009272	2.8401	2.8663	4892.88	4893.88	1.00	1.41	1.41	1.41	84	310
23-Jul-14	10:20	Fine	009361	2.8417	2.8518	4917.88	4918.88	1.00	1.40	1.40	1.40	84	120
23-Jul-14	13:00	Fine	009363	2.8624	2.8756	4918.88	4919.88	1.00	1.40	1.40	1.40	84	157
23-Jul-14	14:10	Fine	009365	2.8773	2.8906	4919.88	4920.88	1.00	1.40	1.40	1.40	84	158

Location: CMA2a - Causeway Bay Community Centre

Report on 24-hour TSP monitoring
Action Level ($\mu\text{g}/\text{m}^3$) - 169.5
Limit Level ($\mu\text{g}/\text{m}^3$) - 260

Date	Sampling Time	Weather Condition	Filter paper no.	Filter Weight, g		Elapse Time, hr		Sampling Time, hr	Flow Rate, m^3/min			Total Volume, m^3	TSP Level, $\mu\text{g}/\text{m}^3$
				Initial	Final	Initial	Final		Initial, Q_{si}	Final, Q_{sf}	Average		
28-Jun-14	8:00	Fine	008995	2.8315	2.9456	14496.37	14520.37	24.00	1.36	1.37	1.37	1966	58
4-Jul-14	8:00	Fine	009100	2.8155	2.8862	14523.37	14547.37	24.00	1.36	1.27	1.32	1898	37
10-Jul-14	8:00	Rainy	009136	2.8441	2.9253	14550.37	14574.37	24.00	1.36	1.27	1.32	1900	43
16-Jul-14	8:00	Rainy	009113	2.8255	2.9432	14577.37	14601.37	24.00	1.14	1.14	1.14	1646	71
22-Jul-14	8:00	Rainy	009241	2.8471	3.0224	14604.37	14628.37	24.00	1.14	1.02	1.08	1557	113

Report on 1-hour TSP monitoring
Action Level ($\mu\text{g}/\text{m}^3$) - 323.4
Limit Level ($\mu\text{g}/\text{m}^3$) - 500

Date	Sampling Time	Weather Condition	Filter paper no.	Filter Weight, g		Elapse Time, hr		Sampling Time, hr	Flow Rate, m^3/min			Total Volume, m^3	TSP Level, $\mu\text{g}/\text{m}^3$
				Initial	Final	Initial	Final		Initial, Q_{si}	Final, Q_{sf}	Average		
30-Jun-14	8:07	Rainy	009026	2.8453	2.8509	14520.37	14521.37	1.00	1.28	1.28	1.28	77	73
30-Jun-14	9:13	Rainy	009096	2.8278	2.8362	14521.37	14522.37	1.00	1.28	1.28	1.28	77	110
30-Jun-14	10:17	Rainy	009098	2.8074	2.8153	14522.37	14523.37	1.00	1.28	1.28	1.28	77	103
5-Jul-14	8:07	Rainy	009129	2.8569	2.8661	14547.37	14548.37	1.00	1.36	1.36	1.36	82	112
5-Jul-14	9:13	Rainy	009131	2.8366	2.8491	14548.37	14549.37	1.00	1.36	1.36	1.36	82	153
5-Jul-14	10:17	Rainy	009133	2.8405	2.8523	14549.37	14550.37	1.00	1.36	1.36	1.36	82	144
11-Jul-14	10:40	Rainy	009107	2.8311	2.8368	14574.37	14575.37	1.00	1.27	1.27	1.27	76	75
11-Jul-14	13:00	Rainy	009109	2.8175	2.8229	14575.37	14576.37	1.00	1.31	1.29	1.30	78	69
11-Jul-14	14:05	Rainy	009111	2.8243	2.8324	14576.37	14577.37	1.00	1.29	1.29	1.29	78	104
17-Jul-14	8:50	Rainy	009267	2.8403	2.8465	14601.37	14602.37	1.00	1.06	1.03	1.04	63	99
17-Jul-14	9:54	Rainy	009269	2.8381	2.8453	14602.37	14603.37	1.00	1.03	1.03	1.03	62	116
17-Jul-14	13:00	Rainy	009271	2.8342	2.8414	14603.37	14604.37	1.00	1.03	1.03	1.03	62	117
23-Jul-14	10:30	Fine	009362	2.8663	2.8771	14828.37	14829.37	1.00	1.14	1.14	1.14	68	158
23-Jul-14	13:00	Fine	009364	2.8677	2.8799	14829.37	14830.37	1.00	1.14	1.14	1.14	68	179
23-Jul-14	14:10	Fine	009366	2.8577	2.8710	14830.37	14831.37	1.00	1.14	1.14	1.14	68	195



Location: CMA3a - CWB PRE Site Office Area

Report on 24-hour TSP monitoring

Action Level ($\mu\text{g}/\text{m}^3$) - 171

Limit Level ($\mu\text{g}/\text{m}^3$) - 260

Date	Sampling Time	Weather Condition	Filter paper no.	Filter Weight, g		Elapse Time, hr		Sampling Time, hr	Flow Rate, m^3/min			Total Volume, m^3	TSP Level, $\mu\text{g}/\text{m}^3$
				Initial	Final	Initial	Final		Initial, Q_{si}	Final, Q_{sf}	Average		
2-Jul-14	15:37	Rainy	009204	2.8457	2.9621	1918.39	1942.39	24.00	1.29	1.32	1.30	1876	62
4-Jul-14	8:00	Fine	009128	2.8579	3.0430	1942.39	1966.39	24.00	1.37	1.37	1.37	1971	94
10-Jul-14	8:00	Rainy	009288	2.8445	2.9638	1969.38	1993.38	24.00	1.37	1.37	1.37	1973	60
16-Jul-14	8:00	Rainy	009191	2.8607	2.9931	1996.38	2020.38	24.00	1.41	1.41	1.41	2028	65
22-Jul-14	8:00	Rainy	009234	2.8531	3.0795	2023.38	2047.38	24.00	1.41	1.40	1.41	2024	112

Remarks: Due to interruption of electricity, the 24hr was rescheduled from 28 June 2014 to 2 July 2014.

Report on 1-hour TSP monitoring

Action Level ($\mu\text{g}/\text{m}^3$) - 311.3

Limit Level ($\mu\text{g}/\text{m}^3$) - 500

Date	Sampling Time	Weather Condition	Filter paper no.	Filter Weight, g		Elapse Time, hr		Sampling Time, hr	Flow Rate, m^3/min			Total Volume, m^3	TSP Level, $\mu\text{g}/\text{m}^3$
				Initial	Final	Initial	Final		Initial, Q_{si}	Final, Q_{sf}	Average		
2-Jul-14	10:00	Rainy	009145	2.8647	2.8827	1915.39	1916.39	1.00	1.31	1.31	1.31	79	228
2-Jul-14	13:00	Rainy	009127	2.8545	2.8678	1916.39	1917.39	1.00	1.31	1.31	1.31	79	169
2-Jul-14	14:18	Rainy	009203	2.8579	2.8627	1917.39	1918.39	1.00	1.24	1.27	1.25	75	64
5-Jul-14	9:15	Rainy	008971	2.8237	2.8337	1966.39	1967.39	1.00	1.31	1.31	1.31	79	127
5-Jul-14	10:20	Rainy	009291	2.8337	2.8381	1967.39	1968.39	1.00	1.31	1.31	1.31	79	56
5-Jul-14	13:00	Rainy	009289	2.8507	2.8575	1968.39	1969.39	1.00	1.31	1.31	1.31	79	86
11-Jul-14	10:25	Rainy	009285	2.8413	2.8480	1993.38	1994.38	1.00	1.31	1.31	1.31	79	85
11-Jul-14	13:00	Rainy	009188	2.8511	2.8580	1994.38	1995.38	1.00	1.31	1.31	1.31	79	87
11-Jul-14	14:10	Rainy	009190	2.8442	2.8508	1995.38	1996.38	1.00	1.31	1.31	1.31	79	84
17-Jul-14	8:50	Rainy	009193	2.8516	2.8581	2020.38	2021.38	1.00	1.31	1.31	1.31	79	82
17-Jul-14	9:57	Rainy	009236	2.8473	2.8561	2021.38	2022.38	1.00	1.31	1.31	1.31	79	112
17-Jul-14	13:00	Rainy	009238	2.8636	2.8725	2022.38	2023.38	1.00	1.31	1.31	1.31	79	113
23-Jul-14	9:45	Fine	009218	2.8546	2.8621	2047.38	2048.38	1.00	1.31	1.31	1.31	79	95
23-Jul-14	10:55	Fine	009250	2.8732	2.8834	2048.38	2049.38	1.00	1.31	1.31	1.31	79	130
23-Jul-14	13:00	Fine	009253	2.8574	2.8673	2049.38	2050.38	1.00	1.31	1.31	1.31	79	126

Remarks: Due to interruption of electricity, the 24hr was rescheduled from 30 June 2014 to 2 July 2014.



Location: CMA4a - SPCA

Report on 24-hour TSP monitoring

Action Level ($\mu\text{g}/\text{m}^3$) - 171.2

Limit Level ($\mu\text{g}/\text{m}^3$) - 260

Date	Sampling Time	Weather Condition	Filter paper no.	Filter Weight, g		Elapse Time, hr		Sampling Time, hr	Flow Rate, m^3/min			Total Volume, m^3	TSP Level, $\mu\text{g}/\text{m}^3$
				Initial	Final	Initial	Final		Initial, Q_{si}	Final, Q_{sf}	Average		
28-Jun-14	8:00	Fine	009092	2.8199	2.9067	18722.99	18746.99	24.00	1.32	1.32	1.32	1901	46
4-Jul-14	8:00	Fine	009152	2.8515	2.9195	18749.98	18773.98	24.00	1.32	1.32	1.32	1899	36
10-Jul-14	8:00	Rainy	009287	2.8477	2.9019	18776.98	18800.98	24.00	1.29	1.29	1.29	1853	29
16-Jul-14	8:00	Rainy	009192	2.8593	2.9383	18803.98	18827.98	24.00	1.32	1.32	1.32	1901	42
22-Jul-14	8:00	Rainy	009194	2.8528	3.0105	18830.98	18854.98	24.00	1.32	1.32	1.32	1898	83

Report on 1-hour TSP monitoring

Action Level ($\mu\text{g}/\text{m}^3$) - 312.5

Limit Level ($\mu\text{g}/\text{m}^3$) - 500

Date	Sampling Time	Weather Condition	Filter paper no.	Filter Weight, g		Elapse Time, hr		Sampling Time, hr	Flow Rate, m^3/min			Total Volume, m^3	TSP Level, $\mu\text{g}/\text{m}^3$
				Initial	Final	Initial	Final		Initial, Q_{si}	Final, Q_{sf}	Average		
30-Jun-14	13:00	Rainy	009148	2.8534	2.8618	18746.99	18747.99	1.00	1.32	1.32	1.32	79	106
30-Jun-14	14:09	Rainy	009149	2.8539	2.8625	18747.99	18748.99	1.00	1.32	1.32	1.32	79	108
30-Jun-14	15:15	Rainy	009150	2.8563	2.8641	18748.99	18749.99	1.00	1.32	1.32	1.32	79	98
5-Jul-14	9:05	Rainy	008970	2.8186	2.8252	18773.98	18774.98	1.00	1.29	1.29	1.29	77	86
5-Jul-14	10:13	Rainy	009292	2.8477	2.8507	18774.98	18775.98	1.00	1.29	1.29	1.29	77	39
5-Jul-14	13:00	Rainy	009290	2.8335	2.8365	18775.98	18776.98	1.00	1.29	1.29	1.29	77	39
11-Jul-14	10:10	Rainy	009286	2.8503	2.8533	18800.98	18801.98	1.00	1.29	1.29	1.29	77	39
11-Jul-14	13:00	Rainy	009219	2.8447	2.8486	18801.98	18802.98	1.00	1.29	1.29	1.29	77	50
11-Jul-14	14:15	Rainy	009189	2.8494	2.8531	18802.98	18803.98	1.00	1.29	1.29	1.29	77	48
17-Jul-14	8:40	Rainy	009233	2.8549	2.8586	18827.98	18828.98	1.00	1.32	1.32	1.32	79	47
17-Jul-14	9:46	Rainy	009235	2.8390	2.8464	18828.98	18829.98	1.00	1.32	1.32	1.32	79	93
17-Jul-14	11:00	Rainy	009237	2.8518	2.8604	18829.98	18830.98	1.00	1.32	1.32	1.32	79	109
23-Jul-14	9:55	Fine	009217	2.8418	2.8498	18854.98	18855.98	1.00	1.32	1.32	1.32	79	101
23-Jul-14	11:00	Fine	009249	2.8462	2.8550	18855.95	18856.98	1.03	1.32	1.32	1.32	81	108
23-Jul-14	13:00	Fine	009252	2.8548	2.8644	18856.98	18857.98	1.00	1.32	1.32	1.32	79	122



Location: CMA5a - Children Garden opposite to Pedestrian Plaza

Report on 24-hour TSP monitoring

Action Level ($\mu\text{g}/\text{m}^3$) - 181

Limit Level ($\mu\text{g}/\text{m}^3$) - 260

Date	Sampling Time	Weather Condition	Filter paper no.	Filter Weight, g		Elapse Time, hr		Sampling Time, hr	Flow Rate, m^3/min			Total Volume, m^3	TSP Level, $\mu\text{g}/\text{m}^3$
				Initial	Final	Initial	Final		Initial, Q_{si}	Final, Q_{sf}	Average		
28-Jun-14	8:00	Fine	009001	2.8301	2.9728	19704.04	19728.04	24.00	1.38	1.38	1.38	1990	72
4-Jul-14	8:00	Fine	009151	2.8460	2.9525	19731.03	19755.03	24.00	1.29	1.29	1.29	1863	57
10-Jul-14	8:00	Rainy	009282	2.8603	2.9462	19758.03	19782.03	24.00	1.26	1.26	1.26	1813	47
16-Jul-14	8:00	Rainy	009266	2.8378	2.9760	19785.03	19809.03	24.00	1.26	1.26	1.26	1814	76
23-Jul-14	16:10	Fine	009404	2.8574	2.9761	19823.88	19847.88	24.00	1.31	1.31	1.31	1885	63

Remarks: Due to interruption of electricity, the 24hr was rescheduled from 22 July 2014 to 23 July 2014.

Report on 1-hour TSP monitoring

Action Level ($\mu\text{g}/\text{m}^3$) - 332

Limit Level ($\mu\text{g}/\text{m}^3$) - 500

Date	Sampling Time	Weather Condition	Filter paper no.	Filter Weight, g		Elapse Time, hr		Sampling Time, hr	Flow Rate, m^3/min			Total Volume, m^3	TSP Level, $\mu\text{g}/\text{m}^3$
				Initial	Final	Initial	Final		Initial, Q_{si}	Final, Q_{sf}	Average		
30-Jun-14	8:26	Rainy	008550	2.8546	2.8627	19728.04	19729.04	1.00	1.38	1.38	1.38	83	98
30-Jun-14	9:36	Rainy	009012	2.8310	2.8400	19729.04	19730.04	1.00	1.38	1.38	1.38	83	108
30-Jun-14	10:45	Rainy	009013	2.8206	2.8284	19730.04	19731.04	1.00	1.38	1.38	1.38	83	94
5-Jul-14	8:36	Rainy	009153	2.8513	2.8612	19755.03	19756.03	1.00	1.38	1.38	1.38	83	120
5-Jul-14	9:40	Rainy	009154	2.8428	2.8512	19756.03	19757.03	1.00	1.38	1.38	1.38	83	101
5-Jul-14	10:44	Rainy	009147	2.8654	2.8762	19757.03	19758.03	1.00	1.38	1.38	1.38	83	130
11-Jul-14	9:29	Rainy	009182	2.8528	2.8637	19782.03	19783.03	1.00	1.26	1.26	1.26	76	144
11-Jul-14	10:58	Rainy	009185	2.8496	2.8554	19783.03	19784.03	1.00	1.26	1.26	1.26	76	77
11-Jul-14	13:00	Rainy	009263	2.8662	2.8730	19784.03	19785.03	1.00	1.26	1.26	1.26	76	90
17-Jul-14	9:45	Rainy	009116	2.8599	2.8740	19809.03	19810.03	1.00	1.31	1.31	1.31	79	179
17-Jul-14	10:45	Rainy	009119	2.8512	2.8670	19810.03	19811.03	1.00	1.31	1.31	1.31	79	201
17-Jul-14	13:00	Rainy	009122	2.8591	2.8686	19811.03	19812.03	1.00	1.31	1.31	1.31	79	121
23-Jul-14	9:58	Fine	009374	2.8539	2.8621	19820.88	19821.88	1.00	1.31	1.31	1.31	79	104
23-Jul-14	13:00	Fine	009376	2.8517	2.8616	19821.88	19822.88	1.00	1.31	1.31	1.31	79	126
23-Jul-14	14:41	Fine	009380	2.8575	2.8667	19822.88	19823.88	1.00	1.31	1.31	1.31	79	117



Location: MA1e - International Finance Centre (Eastern Wing)

Report on 24-hour TSP monitoring

Action Level ($\mu\text{g}/\text{m}^3$) - 173.4

Limit Level ($\mu\text{g}/\text{m}^3$) - 260

Date	Sampling Time	Weather Condition	Filter paper no.	Filter Weight, g		Elapse Time, hr		Sampling Time, hr	Flow Rate, m^3/min			Total Volume, m^3	TSP Level, $\mu\text{g}/\text{m}^3$
				Initial	Final	Initial	Final		Initial, Q_{si}	Final, Q_{sf}	Average		
30-Jun-14	11:57	Rainy	009195	2.8524	2.8970	15408.95	15432.95	24.00	1.29	1.29	1.29	1864	24
4-Jul-14	8:00	Fine	009198	2.8503	2.8979	15432.95	15456.95	24.00	1.29	1.29	1.29	1859	26
10-Jul-14	8:00	Rainy	009178	2.8545	2.8980	15459.95	15483.95	24.00	1.11	1.11	1.11	1603	27
16-Jul-14	8:00	Rainy	009168	2.8540	2.8973	15486.95	15510.95	24.00	1.11	1.11	1.11	1604	27
22-Jul-14	8:00	Rainy	009262	2.8482	3.0034	15513.95	15537.95	24.00	1.11	1.11	1.11	1599	97

Remarks: Due to interruption of electricity, the 24hr TSP was rescheduled from 28 June 2014 to 30 June 2014.

Report on 1-hour TSP monitoring

Action Level ($\mu\text{g}/\text{m}^3$) - 325.1

Limit Level ($\mu\text{g}/\text{m}^3$) - 500

Date	Sampling Time	Weather Condition	Filter paper no.	Filter Weight, g		Elapse Time, hr		Sampling Time, hr	Flow Rate, m^3/min			Total Volume, m^3	TSP Level, $\mu\text{g}/\text{m}^3$
				Initial	Final	Initial	Final		Initial, Q_{si}	Final, Q_{sf}	Average		
30-Jun-14	8:32	Rainy	009022	2.8374	2.8490	15405.95	15406.95	1.00	1.29	1.29	1.29	78	149
30-Jun-14	9:50	Rainy	009019	2.8348	2.8381	15406.95	15407.95	1.00	1.29	1.29	1.29	78	43
30-Jun-14	10:53	Rainy	009016	2.8476	2.8497	15407.95	15408.95	1.00	1.29	1.29	1.29	78	27
5-Jul-14	8:28	Rainy	009206	2.8410	2.8427	15456.95	15457.95	1.00	1.29	1.29	1.29	77	22
5-Jul-14	9:37	Rainy	009209	2.8436	2.8444	15457.95	15458.95	1.00	1.29	1.29	1.29	77	10
5-Jul-14	10:41	Rainy	009175	2.8467	2.8551	15458.95	15459.95	1.00	1.29	1.29	1.29	77	108
11-Jul-14	8:34	Rainy	009273	2.8335	2.8374	15483.95	15484.95	1.00	1.11	1.11	1.11	67	58
11-Jul-14	9:42	Rainy	009274	2.8240	2.8272	15484.95	15485.95	1.00	1.11	1.11	1.11	67	48
11-Jul-14	10:54	Rainy	009275	2.8368	2.8389	15485.95	15486.95	1.00	1.11	1.11	1.11	67	31
17-Jul-14	8:36	Rainy	009226	2.8166	2.8214	15510.95	15511.95	1.00	1.11	1.11	1.11	67	72
17-Jul-14	9:45	Rainy	009227	2.8378	2.8428	15511.95	15512.95	1.00	1.11	1.11	1.11	67	75
17-Jul-14	13:00	Rainy	009228	2.8524	2.8622	15512.95	15513.95	1.00	1.11	1.11	1.11	67	147
23-Jul-14	8:32	Fine	009435	2.8567	2.8634	15537.95	15538.98	1.03	1.11	1.11	1.11	68	98
23-Jul-14	9:37	Fine	009436	2.8693	2.8755	15538.95	15539.95	1.00	1.11	1.11	1.11	66	93
23-Jul-14	10:42	Fine	009437	2.8723	2.8787	15539.95	15540.95	1.00	1.11	1.11	1.11	66	96



Location: MA1w - International Finance Centre (Western Wing)

Report on 24-hour TSP monitoring

Action Level ($\mu\text{g}/\text{m}^3$) - 173.4
 Limit Level ($\mu\text{g}/\text{m}^3$) - 260

Date	Sampling Time	Weather Condition	Filter paper no.	Filter Weight, g		Elapse Time, hr		Sampling Time, hr	Flow Rate, m^3/min			Total Volume, m^3	TSP Level, $\mu\text{g}/\text{m}^3$
				Initial	Final	Initial	Final		Initial, Q_{si}	Final, Q_{sf}	Average		
28-Jun-14	8:00	Fine	009025	2.8408	2.9268	15480.63	15504.63	24.00	1.30	1.32	1.31	1880	46
4-Jul-14	8:00	Fine	009197	2.8541	2.9300	15507.62	15531.62	24.00	1.33	1.33	1.33	1919	40
10-Jul-14	8:00	Rainy	009177	2.8485	2.9233	15534.62	15558.62	24.00	1.35	1.33	1.34	1927	39
16-Jul-14	8:00	Rainy	009167	2.8634	2.9433	15561.61	15585.61	24.00	1.33	1.33	1.33	1909	42
22-Jul-14	8:00	Rainy	009165	2.8651	3.0354	15588.61	15612.61	24.00	1.33	1.35	1.34	1923	89

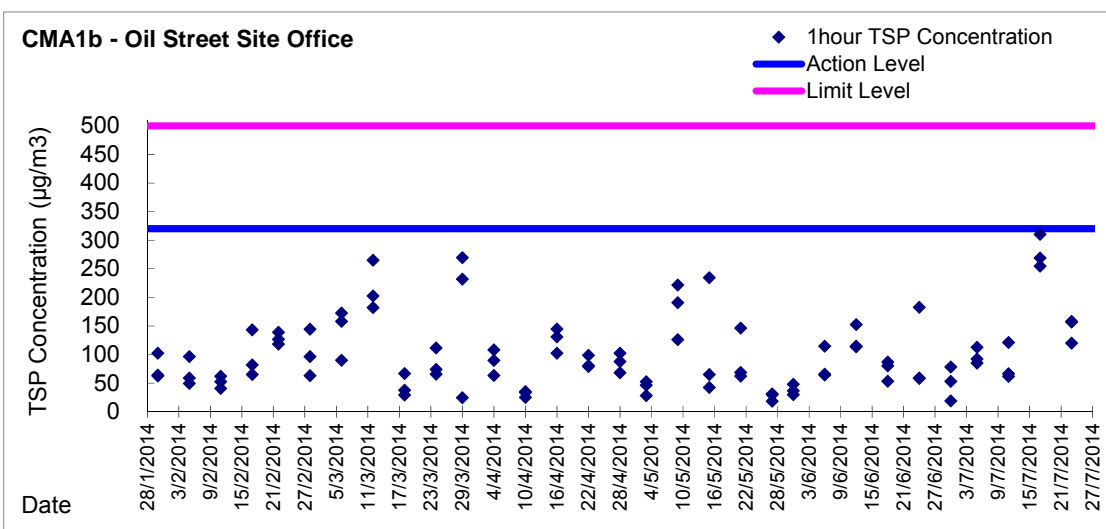
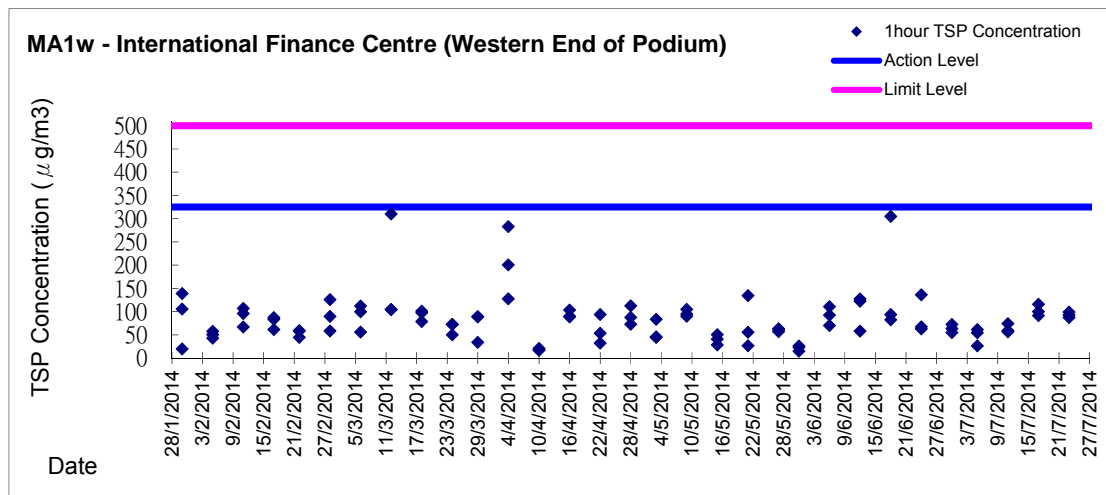
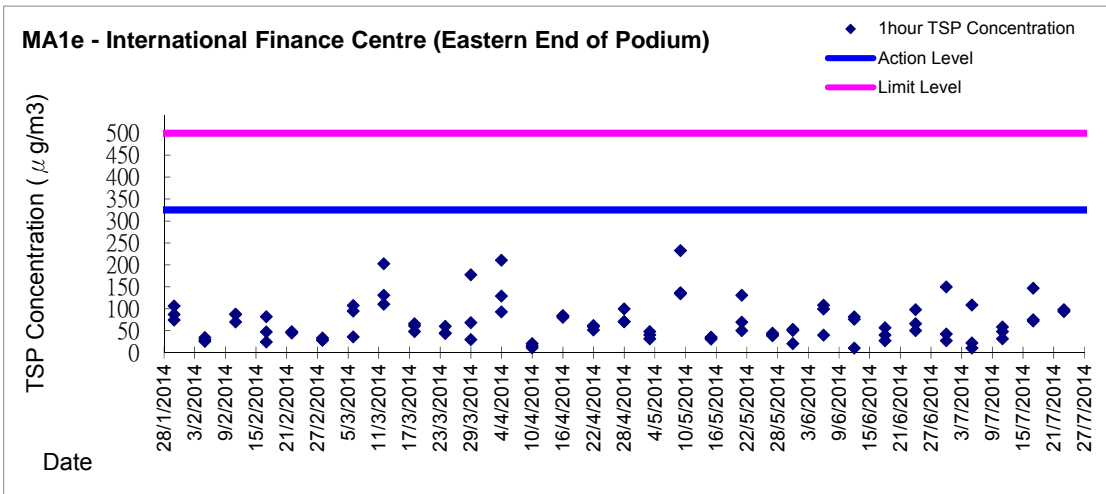
Report on 1-hour TSP monitoring

Action Level ($\mu\text{g}/\text{m}^3$) - 325.1
 Limit Level ($\mu\text{g}/\text{m}^3$) - 500

Date	Sampling Time	Weather Condition	Filter paper no.	Filter Weight, g		Elapse Time, hr		Sampling Time, hr	Flow Rate, m^3/min			Total Volume, m^3	TSP Level, $\mu\text{g}/\text{m}^3$
				Initial	Final	Initial	Final		Initial, Q_{si}	Final, Q_{sf}	Average		
30-Jun-14	8:40	Rainy	009021	2.8357	2.8408	15504.63	15505.63	1.00	1.34	1.34	1.34	80	64
30-Jun-14	9:55	Rainy	009018	2.8367	2.8410	15505.63	15506.63	1.00	1.30	1.32	1.31	78	55
30-Jun-14	11:00	Rainy	009015	2.8432	2.8490	15506.63	15507.63	1.00	1.34	1.34	1.34	80	72
5-Jul-14	8:21	Rainy	009205	2.8386	2.8429	15531.62	15532.62	1.00	1.31	1.31	1.31	79	55
5-Jul-14	9:32	Rainy	009208	2.8433	2.8454	15532.62	15533.62	1.00	1.31	1.33	1.32	79	26
5-Jul-14	10:36	Rainy	009211	2.8519	2.8568	15533.62	15534.62	1.00	1.33	1.33	1.33	80	61
11-Jul-14	8:36	Rainy	009276	2.8301	2.8360	15558.62	15559.62	1.00	1.33	1.33	1.33	80	74
11-Jul-14	9:44	Rainy	009277	2.8367	2.8414	15559.62	15560.62	1.00	1.33	1.33	1.33	80	59
11-Jul-14	10:56	Rainy	009278	2.8327	2.8372	15560.62	15561.62	1.00	1.33	1.33	1.33	80	57
17-Jul-14	8:40	Rainy	009223	2.8482	2.8556	15585.61	15586.61	1.00	1.35	1.35	1.35	81	91
17-Jul-14	9:51	Rainy	009224	2.8317	2.8398	15586.61	15587.61	1.00	1.35	1.35	1.35	81	100
17-Jul-14	13:00	Rainy	009225	2.8286	2.8380	15587.61	15588.61	1.00	1.35	1.35	1.35	81	116
23-Jul-14	8:35	Fine	009438	2.8609	2.8678	15612.61	15613.61	1.00	1.32	1.32	1.32	79	87
23-Jul-14	9:40	Fine	009439	2.8546	2.8626	15613.61	15614.61	1.00	1.35	1.35	1.35	81	99
23-Jul-14	10:45	Fine	009440	2.8617	2.8692	15614.61	15615.61	1.00	1.35	1.35	1.35	81	93

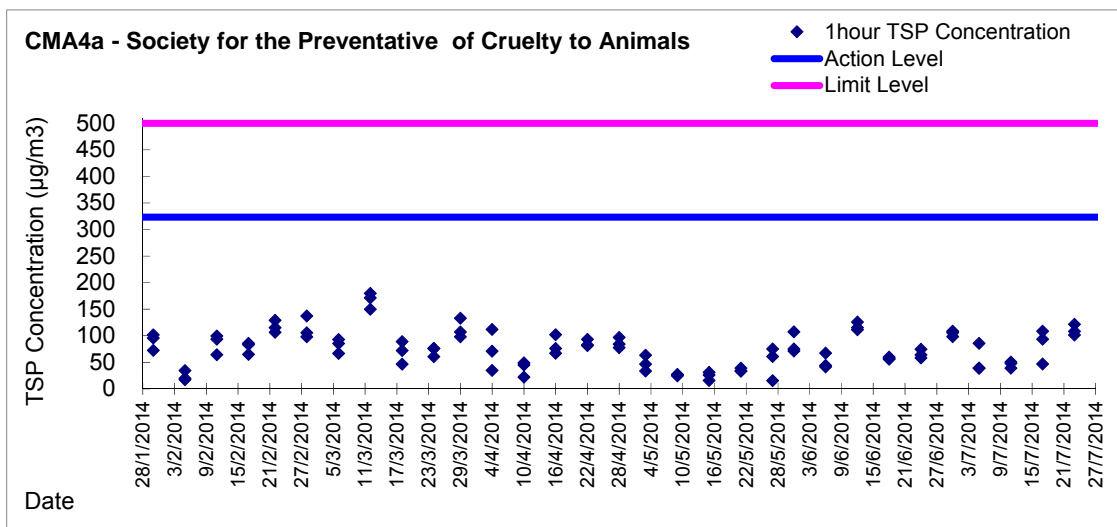
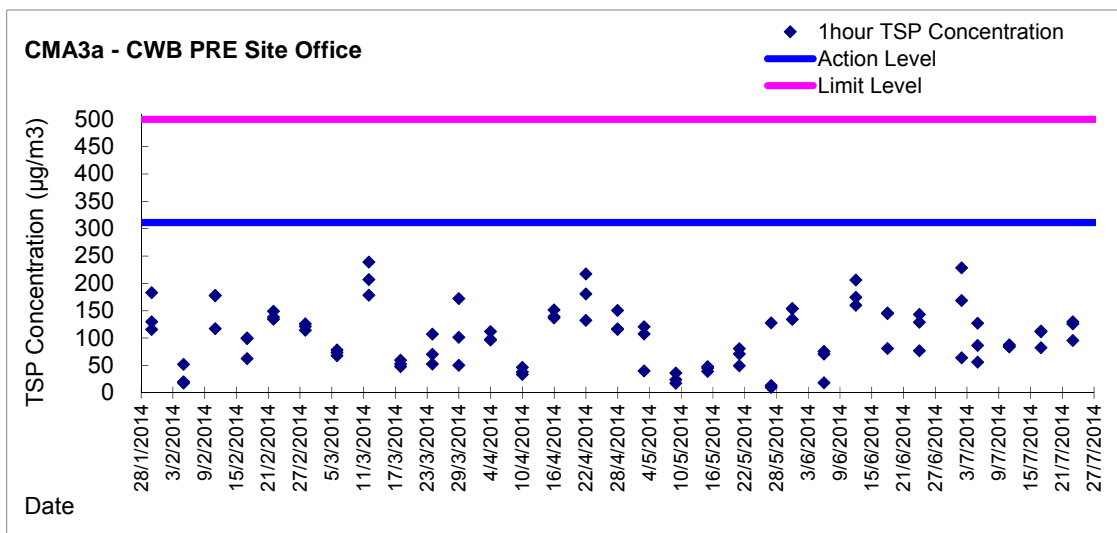
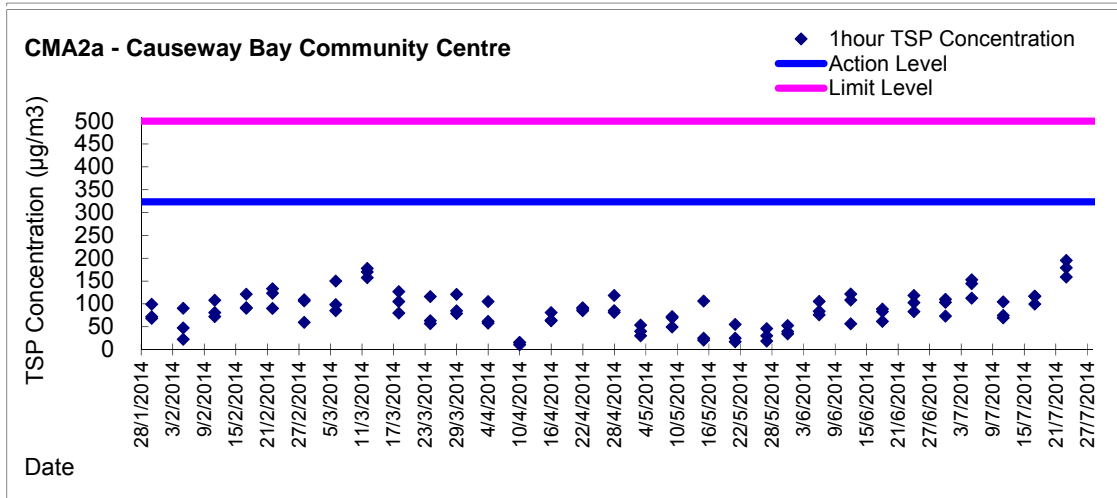


Graphic Presentation of 1 hour TSP Result

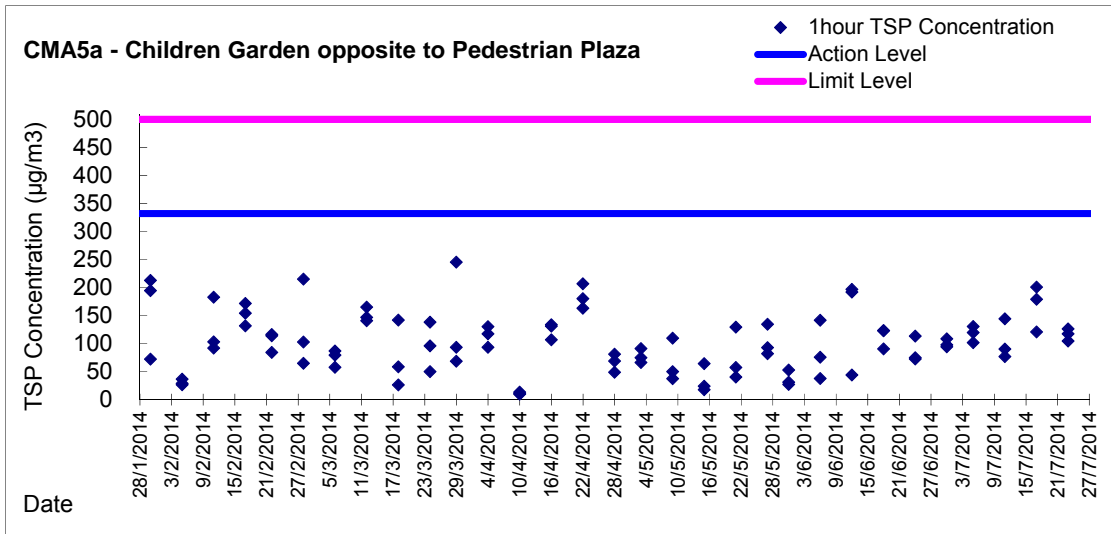




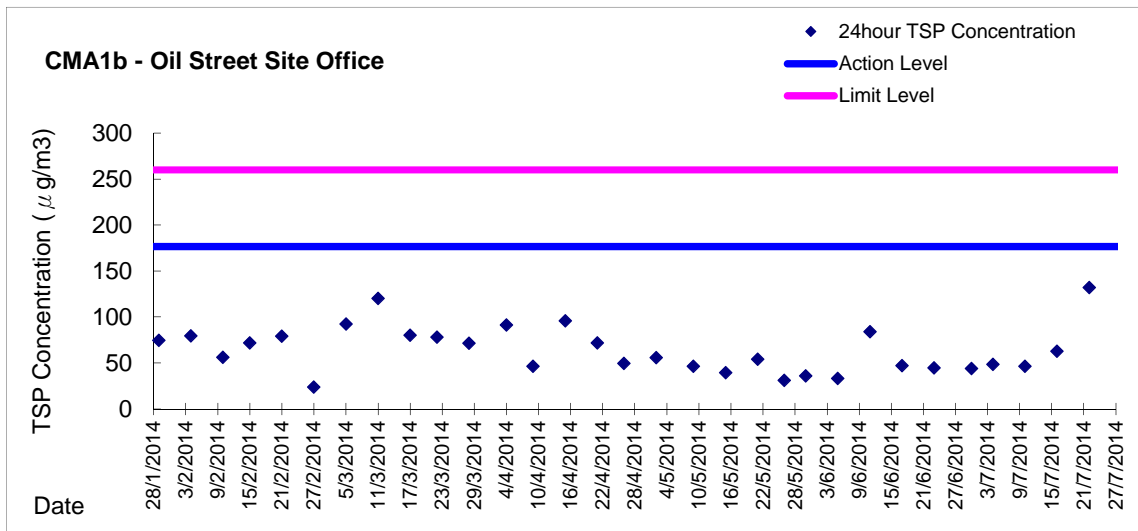
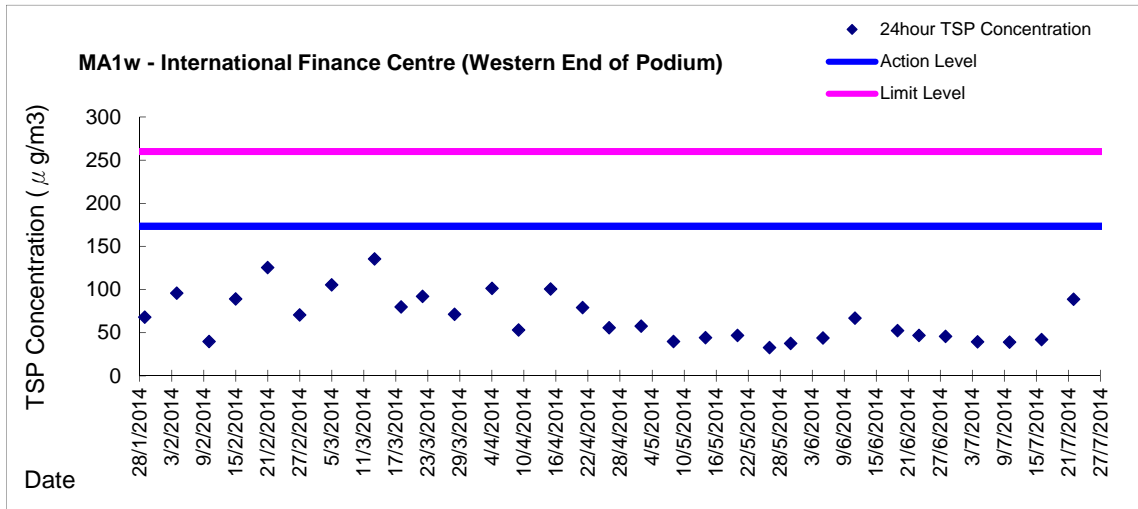
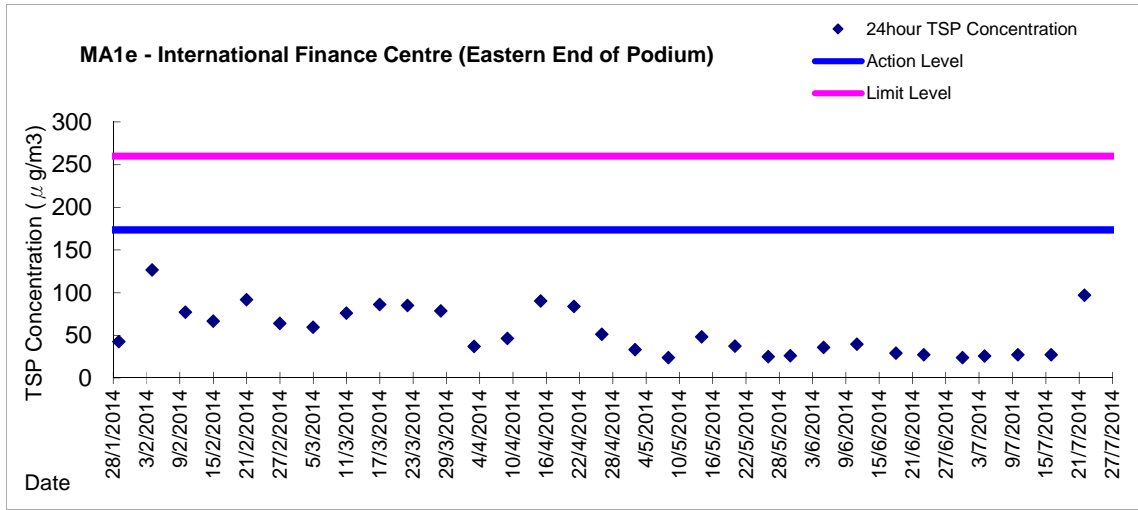
Graphic Presentation of 1 hour TSP Result



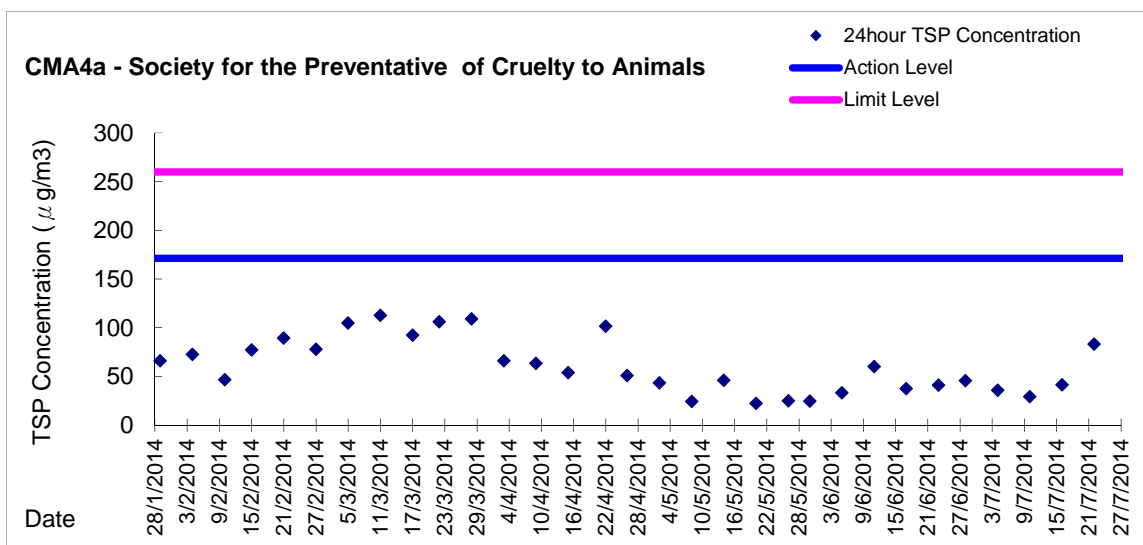
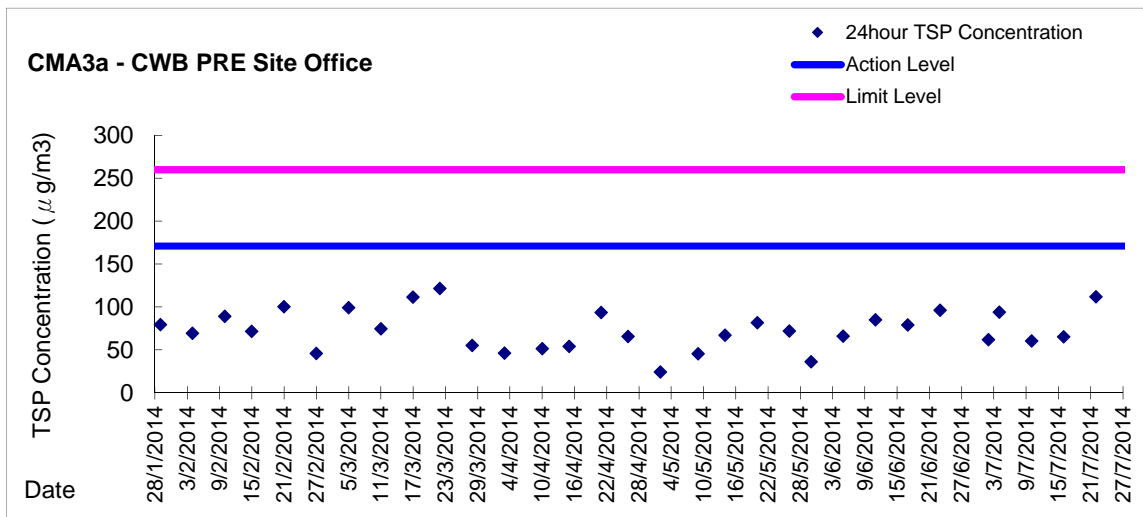
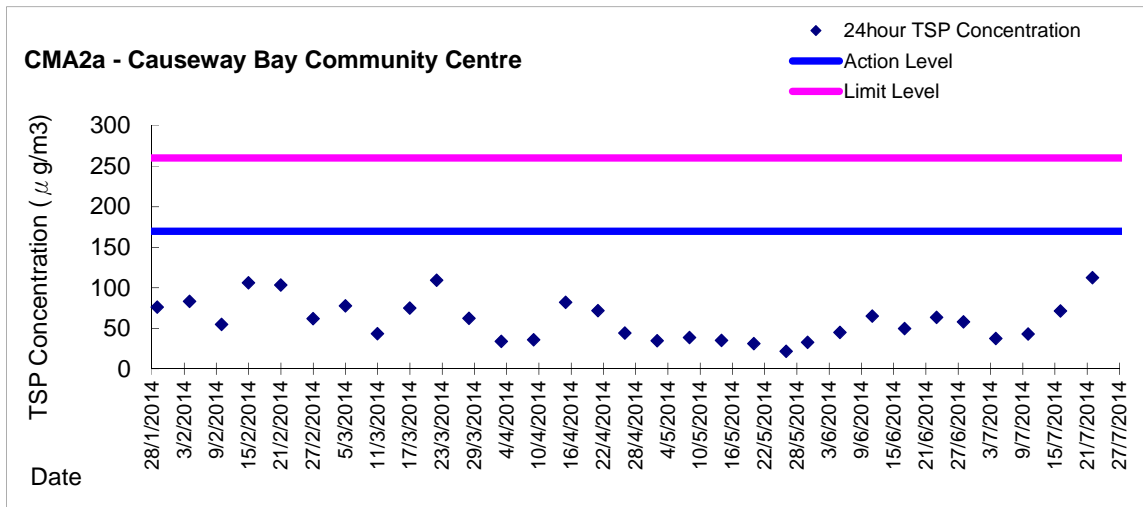
Graphic Presentation of 1 hour TSP Result



Graphic Presentation of 24 hour TSP Result



Graphic Presentation of 24 hour TSP Result



Graphic Presentation of 24 hour TSP Result

